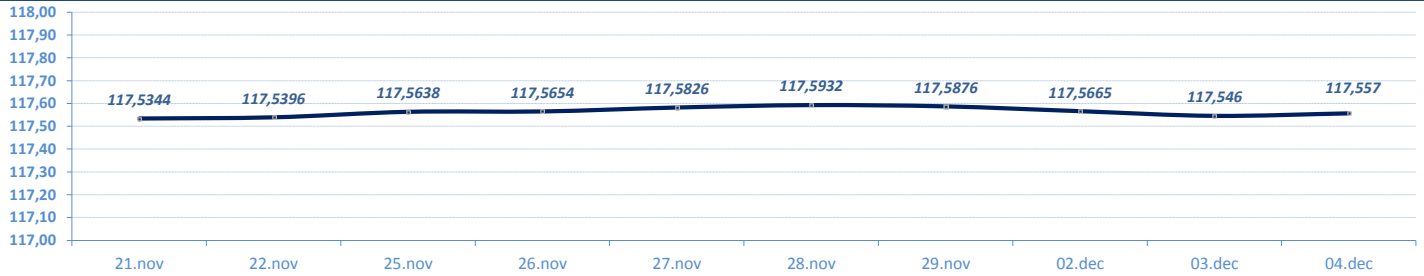


**VESTI / NEWS**

- ▶ **SREDNJI KURS EUR/RSD**: Dinar oslabio u odnosu na evro za 0,011 dinara, srednji kurs **117,557**. Obim međubankarske trgovine evrom na dan 3. decembar do 12:30h iznosio je 9 miliona evra. NBS nije intervenisala na međubankarskom tržištu (od početka godine ukupno prodala 390 miliona evra i kupila 2.730 miliona evra).
- ▶ **BEOGRADSKA BERZA**: BELEX15 na istom nivou, BELEXline viši za 0,06%. Promet **manji** u odnosu na prethodni dan, na regulisanom tržištu najviše trgovano akcijama Philip Morris Operations-a, NIS-a, Dunav osiguranja, Impol Sevala i Aerodroma Nikola Tesla.

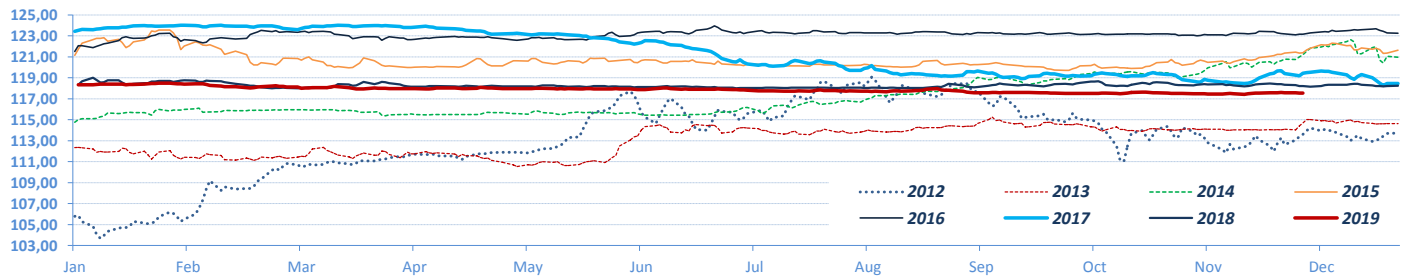
**DEVIZNO TRŽIŠTE / FX MARKET**

**EUR / RSD** (Srednji kurs / Official Middle Rate) ▶ 10 dana / 10 days

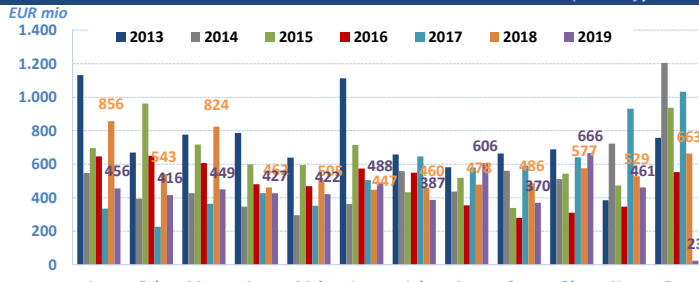


Izvor/Source: NBS

**EUR / RSD** (Srednji kurs/ Official middle rate) ▶ Jan - ....

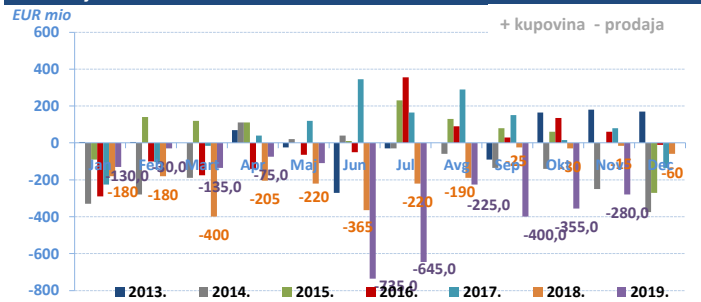


**Promet na međubankarskom tržištu / Volumes on FX Interbank market (eur only)**

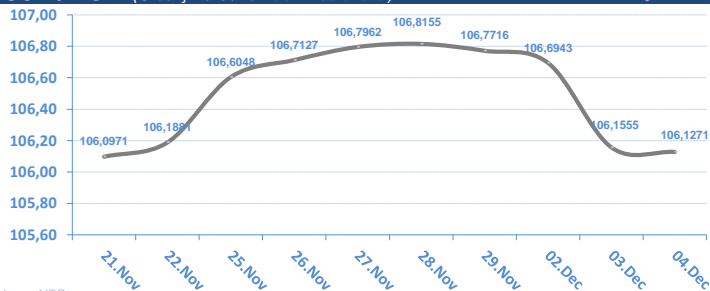


Izvor: NBS

**Intervencije NBS na deviznom tržištu / NBS Interventions on FX interbank market**

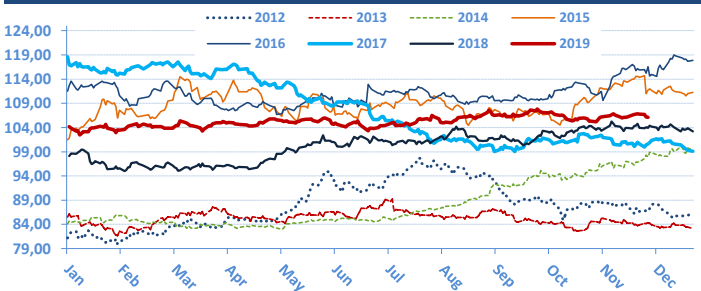


**USD / RSD** (Srednji kurs / Official middle rate) ▶ 10 dana / 10 days



Izvor: NBS

**USD / RSD** (Srednji kurs/ Official middle rate) ▶ Jan - ....

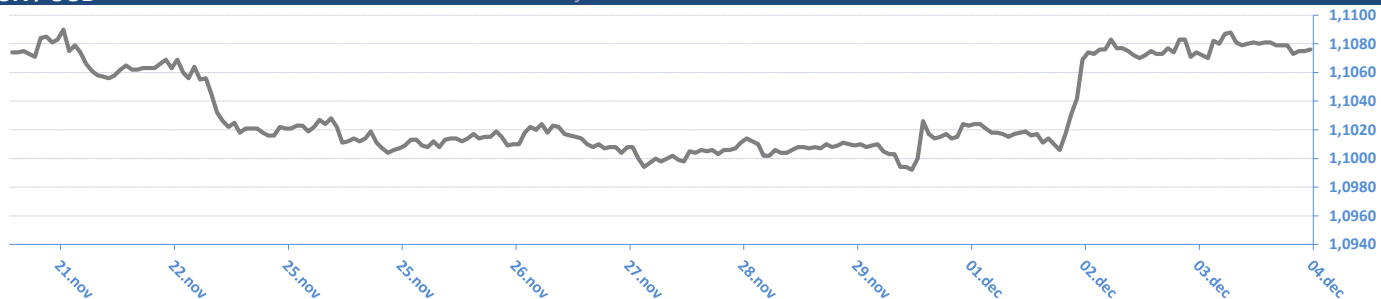


Monthly change	EUR/RSD	%	USD/RSD	%
02.12.19	117,5665	0,04%	106,6943	1,33%
01.11.19	117,5235	0,01%	105,2889	-2,38%
01.10.19	117,5135	-0,17%	107,8600	0,70%
02.09.19	117,7193	-0,02%	107,1149	0,55%
01.08.19	117,7449	-0,12%	106,5275	2,44%
01.07.19	117,8875	-0,04%	103,9939	-1,42%
03.06.19	117,9288	-0,03%	105,4914	-0,08%
03.05.19	117,9626	-0,01%	105,5783	0,57%
01.04.19	117,9759	-0,13%	104,9794	1,06%
01.03.19	118,1291	-0,25%	103,8772	0,32%
01.02.19	118,4266	0,07%	103,5469	-0,61%
03.01.19	118,3439	0,10%	104,1851	0,14%
03.12.18	118,2313		104,0402	

Yearly change	EUR/RSD	%	USD/RSD	%
04.12.19	117,5570	-0,66%	106,1271	8,14%
03.01.19	118,3439	0,00%	104,1851	6,16%
03.01.18	118,3431	-4,14%	98,1367	-17,25%
04.01.17	123,4512	1,59%	118,6004	6,34%
04.01.16	121,5145	0,30%	111,5324	9,90%
05.01.15	121,1543	5,58%	101,4863	20,72%
03.01.14	114,7559	2,14%	84,0641	-1,67%
03.01.13	112,3495	6,20%	85,4889	5,32%
04.01.12	105,7880	-0,21%	81,1693	2,16%
04.01.11	106,0156	10,47%	79,4541	18,48%
04.01.10	95,9679	7,17%	67,0635	4,25%
05.01.09	89,5436	12,27%	64,3273	18,68%
03.01.08	79,7577		54,2016	

**EUR / USD**

► 10 dana / 10 days



**EUR / USD**



**EUR / CHF**

► 10 dana / 10 days



**EUR / CHF**



Izvor / Source: Reuters

04.12.2019 08:59:28

**EUR / XX**

Valutni par / CCY pair	Kupovni/BID	Prodajni/ASK
EUR/USD	1,1076	1,1077
EUR/JPY	120,1300	120,1700
EUR/GBP	0,8522	0,8526
EUR/CHF	1,0922	1,0927
EUR/DKK	7,4713	7,4718
EUR/NOK	10,1968	10,2013
EUR/SEK	10,5766	10,5786
EUR/CAD	1,4725	1,4730
EUR/AUD	1,6251	1,6253
EUR/HUF	331,7400	331,8200
EUR/CZK	25,5140	25,5220
EUR/PLN	4,2812	4,2831
EUR/HRK	7,4370	7,4420
EUR/RUB	71,0915	71,1043
EUR/NZD	1,7025	1,7027

**USD / XX**

Valutni par / CCY pair	Kupovni/BID	Prodajni/ASK
USD/EUR	0,9028	0,9028
USD/JPY	108,4600	108,4800
USD/GBP	0,7694	0,7696
USD/CHF	0,9861	0,9865
USD/DKK	6,7450	6,7458
USD/NOK	9,2056	9,2096
USD/SEK	9,5473	9,5513
USD/CAD	1,3295	1,3296
USD/AUD	1,4667	1,4678
USD/HUF	299,4500	299,6300
USD/CZK	23,0310	23,0430
USD/SKK	21,5460	21,6000
USD/PLN	3,8651	3,8665
USD/HRK	6,7133	6,7190
USD/RUB	64,1880	64,1970
USD/NZD	1,5366	1,5378

\* Međunarodno devizno međubankarsko tržište / International FX Interbank Market

Izvor / Source: Reuters

**EURIBOR**

SW	-0,499
1M	-0,448
3M	-0,397
6M	-0,333
1Y	-0,263

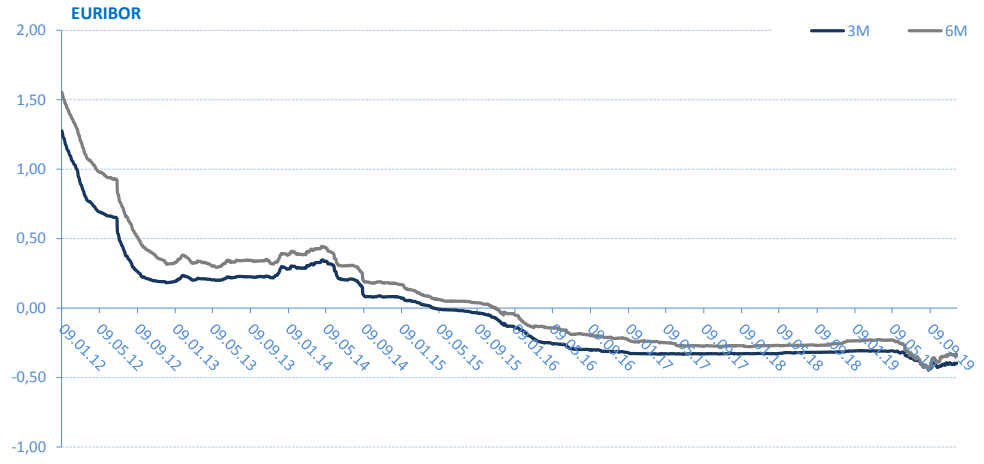
\* Izvor: Reuters; Objavljeno prethodnog radnog dana

**Kamatne stope Centralnih Banaka**

Interest rates of Central banks

CB	Kamatna stopa / Interest rate
USD	1,75
EUR	0,00
GBP	0,75
CAD	1,75
AUD	0,75
JPY	0,10

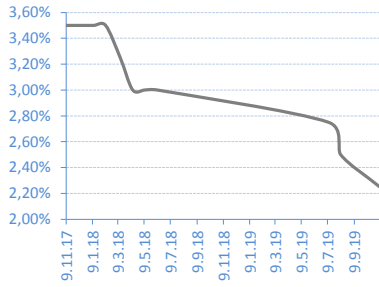
\* Izvor: Reuters; Objavljeno prethodnog radnog dana



**REFERENTNA KAMATNA STOPA NBS / NBS Key Policy Rates**

Date	Rate	Change (%)
07.11.19	2,25%	-10,00%
08.08.19	2,50%	-9,09%
11.07.19	2,75%	-8,33%
08.06.18	3,00%	0,00%
10.05.18	3,00%	0,00%
12.04.18	3,00%	-7,69%
14.03.18	3,25%	-7,14%
08.02.18	3,50%	0,00%
11.01.18	3,50%	0,00%
07.12.17	3,50%	

\* Izvor/Source : NBS



**BEONIA**

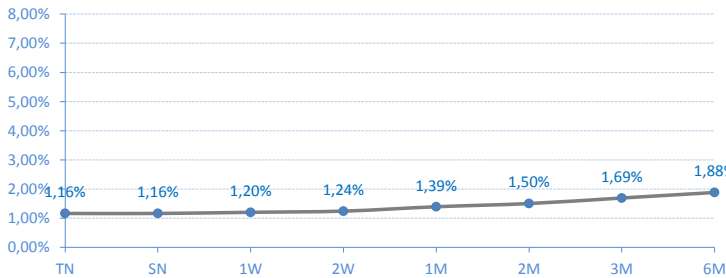
Date	Rate	Change (%)
03.12.19	1,03%	0,00%
02.12.19	1,03%	0,00%
29.11.19	1,03%	0,00%
28.11.19	1,03%	0,00%
27.11.19	1,03%	-0,96%
26.11.19	1,04%	0,00%
25.11.19	1,04%	0,00%
22.11.19	1,04%	0,00%
21.11.19	1,04%	0,00%
20.11.19	1,04%	0,00%

\* Izvor/Source : Reuters; Objavljeno prethodnog radnog dana / Published on previous working day



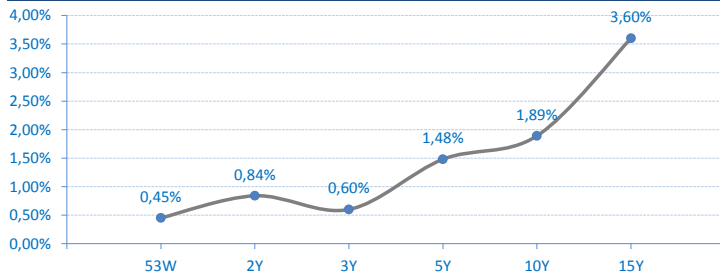
**Kamatne stope/Prinos na tržištu / Market Interest Rates**

**Belibor**



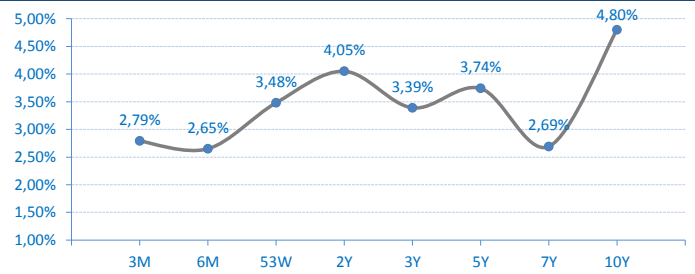
**Državne HOV Republike Srbije u Euvrima - prinosi sa poslednje aukcije**

Government bonds (EUR) of Republic of Serbia - yield on last primary auction



**Državne HOV Republike Srbije u Dinarima - prinosi sa poslednje aukcije**

Government bonds (RSD) of Republic of Serbia - yield on last primary auction



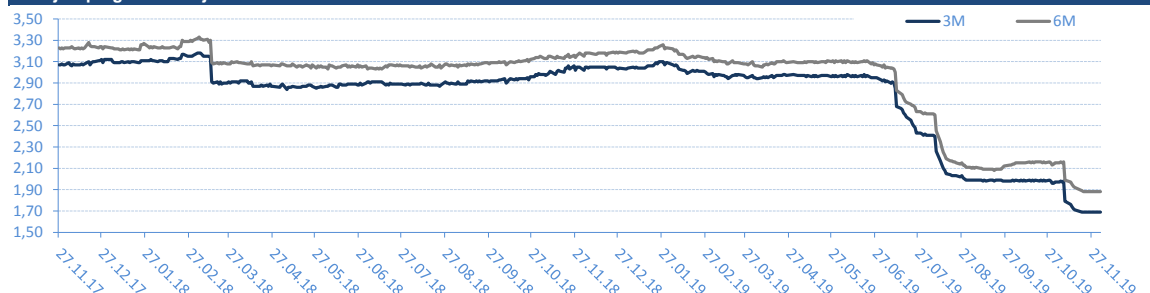
**BELIBOR**

**Trenutne stope / Current rates**

TN	1,16%
SN	1,16%
1W	1,20%
2W	1,24%
1M	1,39%
2M	1,50%
3M	1,69%
6M	1,88%

\* Izvor/Source : Reuters; Objavljeno prethodnog radnog dana / Published on previous working day

**Istorijski pregled kretanja 6M i 3M Belibor-a / Historical overview of 6M and 3M Belibor rates**



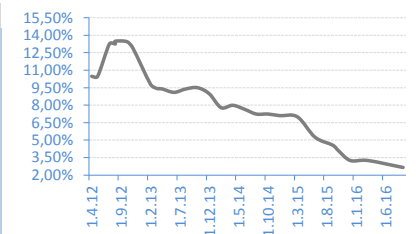
T-BILLS 3M - RSD

Date	Rate	Realisation
14.01.16	2,79%	100,00%
05.11.15	2,94%	100,00%
15.10.15	3,00%	92,18%
06.08.15	4,40%	96,26%
16.07.15	4,79%	98,47%
07.05.15	5,63%	92,92%
16.04.15	6,45%	100,00%
05.02.15	6,95%	45,05%



T-BILLS 6M - RSD

Date	Rate	Realisation
01.09.16	2,65%	23,03%
03.03.16	3,25%	96,46%
03.12.15	3,25%	97,22%
08.10.15	4,09%	100,00%
03.09.15	4,57%	87,90%
04.06.15	5,25%	93,30%
05.03.15	7,00%	21,33%
04.12.14	7,10%	100,00%



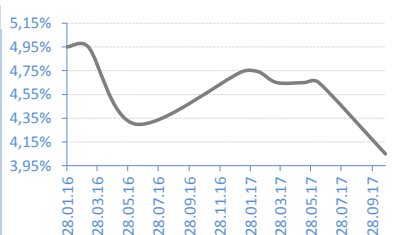
T-BILLS 53W - RSD

Date	Rate	Realisation
06.02.17	3,48%	17,91%
21.12.16	3,49%	32,22%
15.11.16	3,57%	45,64%
28.09.16	3,58%	52,92%
27.07.16	3,59%	49,07%
07.06.16	4,01%	78,06%
15.03.16	4,01%	16,73%
02.02.16	4,09%	63,42%



G-BONDS 2Y - RSD

Date	Rate	Realisation
24.10.17	4,05%	116,30%
13.06.17	4,65%	51,56%
16.05.17	4,65%	43,95%
21.03.17	4,65%	100,00%
13.02.17	4,74%	78,80%
10.01.17	4,74%	23,25%
13.06.16	4,30%	95,67%
10.03.16	4,95%	56,41%



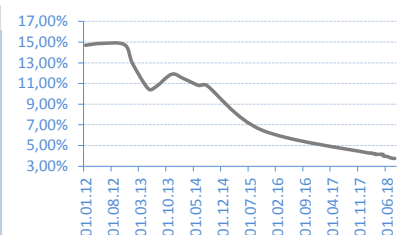
G-BONDS 3Y - RSD

Date	Rate	Realisation
11.06.19	3,39%	62,60%
23.04.19	3,68%	88,70%
19.03.19	3,69%	112,71%
20.02.19	3,73%	120,53%
15.01.19	3,73%	60,94%
28.02.18	3,80%	100,00%
30.01.18	3,88%	34,77%
06.11.17	4,29%	97,97%



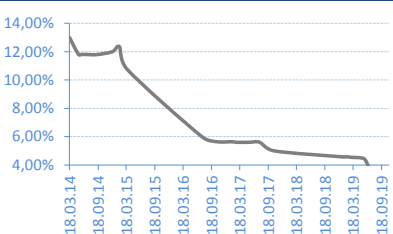
G-BONDS 5Y - RSD

Date	Rate	Realisation
11.09.18	3,74%	98,60%
14.08.18	3,75%	65,62%
17.07.18	3,80%	40,58%
05.06.18	3,95%	35,67%
22.05.18	3,99%	26,18%
08.05.18	4,15%	97,00%
24.04.18	4,15%	52,31%
10.04.18	4,15%	32,63%



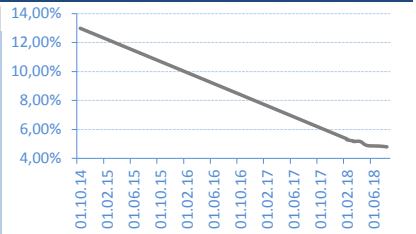
G-BONDS 7Y - RSD

Date	Rate	Realisation
05.11.19	2,69%	100,00%
01.10.19	3,40%	247,35%
03.09.19	3,40%	51,86%
06.08.19	3,50%	47,86%
09.07.19	3,59%	153,64%
04.06.19	4,37%	267,04%
07.05.19	4,50%	134,27%
10.04.19	4,52%	75,42%



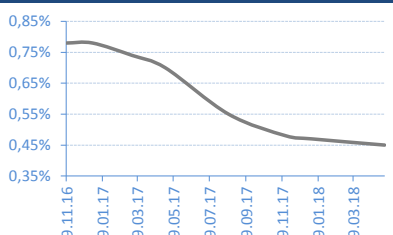
G-BONDS 10Y - RSD

Date	Rate	Realisation
07.08.18	4,80%	26,87%
10.07.18	4,85%	36,97%
15.05.18	4,90%	96,72%
03.04.18	5,17%	26,55%
20.03.18	5,17%	83,61%
06.03.18	5,20%	203,57%



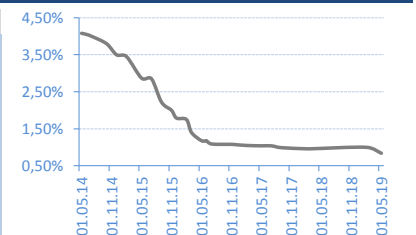
T-BILLS 53W - EUR

Date	Rate	Realisation
21.05.18	0,45%	100,00%
18.01.18	0,47%	98,00%
05.12.17	0,48%	100,00%
30.08.17	0,55%	50,00%
15.05.17	0,70%	91,30%
20.03.17	0,74%	60,00%
12.01.17	0,78%	46,20%
29.11.16	0,78%	100,00%



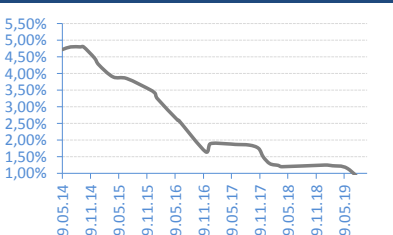
G-BONDS 2Y - EUR

Date	Rate	Realisation
27.05.19	0,84%	148,40%
19.02.19	1,00%	142,00%
22.03.18	0,96%	25,62%
01.02.18	0,96%	52,00%
14.09.17	0,99%	53,60%
12.07.17	1,04%	16,80%
23.05.17	1,04%	99,00%
14.02.17	1,05%	95,35%



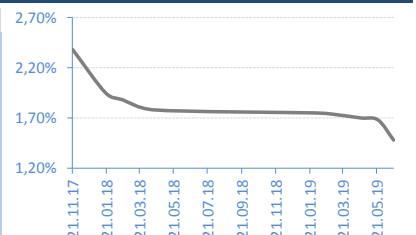
G-BONDS 3Y - EUR

Date	Rate	Realisation
23.10.19	0,60%	100,00%
18.06.19	1,15%	59,14%
12.03.19	1,23%	50,04%
23.01.19	1,25%	32,10%
20.04.18	1,20%	35,96%
28.03.18	1,24%	99,29%
02.02.18	1,29%	100,00%
21.12.17	1,49%	100,00%



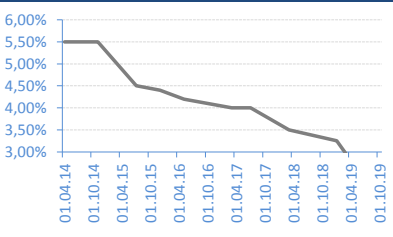
G-BONDS 5Y - EUR

Date	Rate	Realisation
20.06.19	1,48%	47,86%
23.05.19	1,68%	77,32%
22.04.19	1,70%	19,90%
27.02.19	1,74%	37,84%
29.01.19	1,75%	41,25%
16.04.18	1,78%	52,41%
19.02.18	1,88%	79,99%
19.01.18	1,95%	80,28%



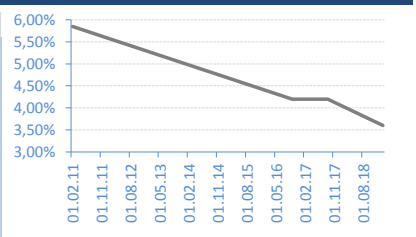
G-BONDS 10Y - EUR

Date	Rate	Realisation
09.10.19	1,89%	100,00%
16.01.19	3,25%	139,40%
26.03.18	3,50%	86,85%
13.07.17	4,00%	42,95%
15.03.17	4,00%	65,60%
25.05.16	4,20%	96,00%
04.12.15	4,40%	100,00%
28.07.15	4,50%	76,77%



G-BONDS 15Y - EUR

Date	Rate	Realisation
06.02.19	3,60%	100,00%
06.09.17	4,20%	70,13%
19.10.16	4,20%	100,00%



## AKCIJE / Shares - REGULISANO TRŽIŠTE / REGULATED MARKET

## Najtrgovanije HOV / Most Active

	Symbol	Closing price	% Change	Open	Max	Min	No of Trades	Volume	Volume RSD
Philip Morris Operations a.d. Nis	DINNPB	5.755	-3,92%	5.990	5.990	5.750	7	326	1.876.081
NIS a.d. Novi Sad	NIIS	728	0,14%	710	730	710	29	2.045	1.489.235
Dunav osiguranje a.d. Beograd	DNOS	3.300	0,00%	3.300	3.300	3.300	2	12	39.600
Impol Seval a.d. Sevojino	IMPL	3.318	-0,72%	3.320	3.320	3.315	2	10	33.175
Aerodrom Nikola Tesla a.d. Beograd	AERO	847	-0,24%	810	850	810	24	24	20.290

## Dobitnici / Gainers

	Symbol	Closing price	% Change	Open	Max	Min	No of Trades	Volume	Volume RSD
NIS a.d. Novi Sad	NIIS	728	0,14%	710	730	710	29	2.045	1.489.235
Komercijalna banka a.d. Beograd	KMBN	3.259	0,12%	3.259	3.259	3.259	1	3	9.777

## Gubitnici / Decliners

	Symbol	Closing price	% Change	Open	Max	Min	No of Trades	Volume	Volume RSD
Philip Morris Operations a.d. Nis	DINNPB	5.755	-3,92%	5.990	5.990	5.750	7	326	1.876.081
Impol Seval a.d. Sevojino	IMPL	3.318	-0,72%	3.320	3.320	3.315	2	10	33.175
Aerodrom Nikola Tesla a.d. Beograd	AERO	847	-0,24%	810	850	810	24	24	20.290

## AKCIJE / SHARES - MTP

## Najtrgovanije HOV / Most Active

	Symbol	Closing price	% Change	Bid (Volume)	Ask (Volume)	No of Trades	Volume	Volume RSD
Trgopromet a.d. Subotica	TRGOM	960	0,00%	960	960	960	3	215
Autoventil a.d. Uzice	AVEN	1.160	0,00%	1160	1160	1160	2	78
STUP Vrsac a.d. Vrsac	STUP	9.499	-0,01%	9499	9499	9499	1	16
Termika a.d. Beograd	TRBG	4.310	7,72%	4310	4310	4310	1	4

## Dobitnici / Gainers

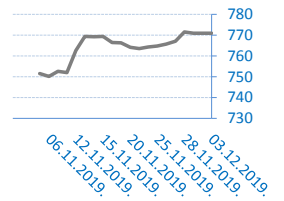
	Symbol	Closing price	% Change	Bid (Volume)	Ask (Volume)	No of Trades	Volume	Volume RSD
Termika a.d. Beograd	TRBG	4.310	7,72%	4310	4310	4310	1	4

## Gubitnici / Decliners

	Symbol	Closing price	% Change	Bid (Volume)	Ask (Volume)	No of Trades	Volume	Volume RSD
STUP Vrsac a.d. Vrsac	STUP	9499	-0,01%	9499	9499	9499	1	16

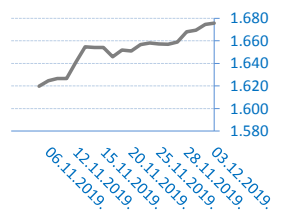
## BELEX15

Vrednost / Value	770,96
Promena / Change	0,03
%	0,00%



## BELEXline

Vrednost / Value	1.675,61
Promena / Change	0,99
%	0,06%



## Kontakti / Contacts:

## Srđan Tomašević

srđjan.tomasevic@erstebank.rs

Trgovanje / Trading  
011/220 9116

## Aleksandar Zarić

aleksandar.zaric@erstebank.rs

Prodaja / Sales  
011/220 9198

## Aleksandra Parčetić

aleksandra.parcetic@erstebank.rs

Brokersko poslovanje / Brokerage  
011/220 9159

## Vladimir Vulević

vladimir.vulevic@erstebank.rs

Podrška i Razvoj / Support and  
Development  
011 / 201 50 50

## Nenad Đurović

nenad.djurovic@erstebank.rs

Trgovanje / Trading  
011/ 220 9115

## Dušan Stević

dusan.stevic@erstebank.rs

Prodaja / Sales  
011/220 9118

## Goran Sladoje

goran.sladoje@erstebank.rs

Prodaja / Sales  
011/ 220 9132

## Marija Đorđević

marija.djordjevic@erstebank.rs

Brokersko poslovanje /  
Brokerage  
011/220 9110

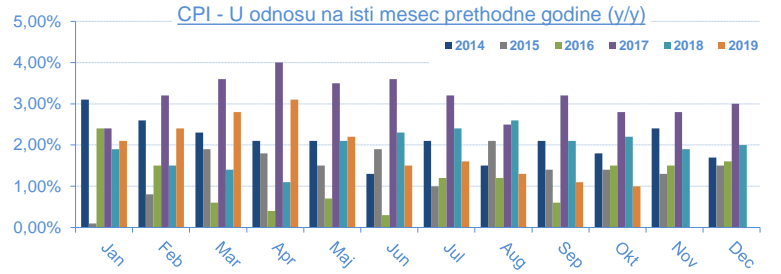
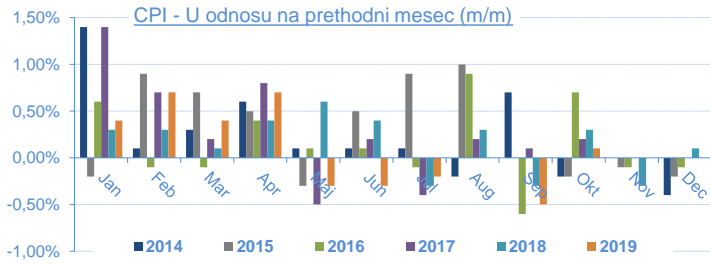
Izveštaj sačinio / Prepared by: Sektor sredstava / Treasury division

Informacije i cene iz ovog pregleda dobijene su iz izvora za koje verujemo da su pouzdani ali ne garantujemo njihovu tačnost i potpunost. Navedene informacije su važeće samo u trenutku njihovog sastavljanja a objavljuju se u ciju opšteg informisanja, pri čemu ne predstavljaju bilo kakav oblik investicionog saveta niti preporuke za investiranje niti na bilo koji način obavezuju Erste Bank ad Novi Sad u pogledu odgovornosti za štetu nastalu upotrebom informacija iz ovog pregleda.

The information and prices in this review are obtained from sources that we believe are reliable, but we do not guarantee their accuracy and completeness. The mentioned information is valid only at the time of their compilation and are published in the general information, whereby they do not represent any form of investment advice or recommendations for investing or in any way obligate Erste Bank ad Novi Sad in respect of liability for damages arising from the use of information referred to in of this review.

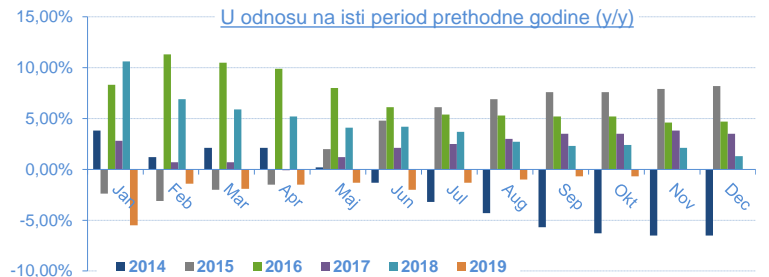
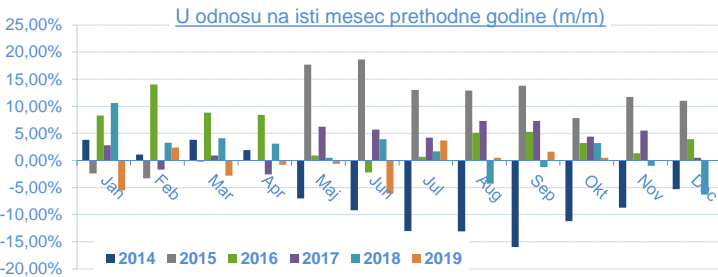
Indeks potrošačkih cena (Consumer Price Index - CPI) / 2018

	Jan	Feb	Mar	Apr	Maj	Jun	Jul	Aug	Sep	Okt	Nov	Dec
U odnosu na prethodni mesec (m/m)	0,40%	0,70%	0,40%	0,70%	-0,30%	-0,30%	-0,20%	0,00%	-0,50%	0,10%		
U odnosu na isti mesec 2018. (y/y)	2,10%	2,40%	2,80%	3,10%	2,20%	1,50%	1,60%	1,30%	1,10%	1,00%		
U odnosu na decembar 2018.		1,10%	1,50%	2,30%	2,00%	1,70%	1,50%	1,50%	1,00%	1,20%		
Datum objavljivanja / Published date	22.02.19	12.03.19	12.04.19	13.05.19	12.06.19	12.07.19	12.08.19	12.09.19	11.10.19	12.11.19		



INDUSTRIJSKA PROIZVODNJA / Industrial production / 2019

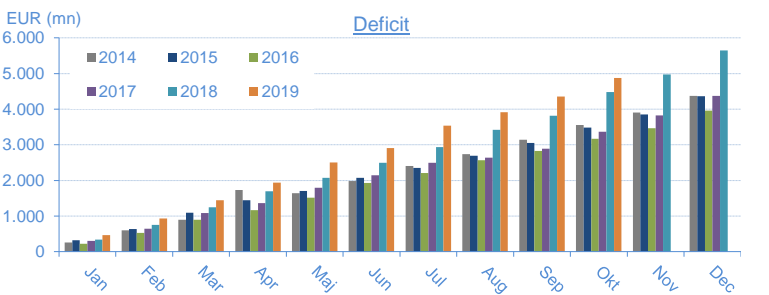
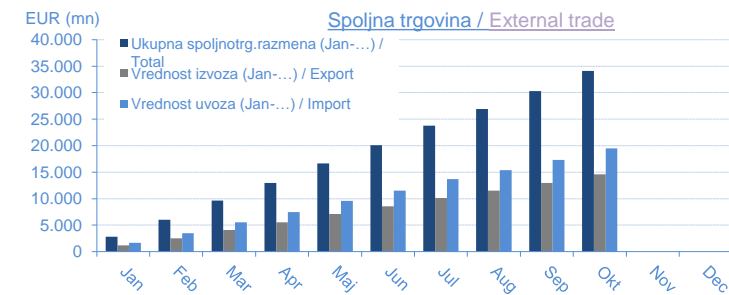
	Jan	Feb	Mar	Apr	Maj	Jun	Jul	Aug	Sep	Okt	Nov	Dec
U odnosu na isti mesec 2018 (m/m)	-5,50%	2,40%	-2,80%	-0,80%	-0,60%	-6,10%	3,70%	0,50%	1,60%	0,50%		
U odnosu na isti period 2018 (jan-...) (y/y)	-5,50%	-1,40%	-1,90%	-1,50%	-1,30%	-2,00%	-1,30%	-1,00%	-0,70%	-0,70%		
U odnosu na prosek 2018	-12,20%	-7,40%	2,30%	-4,40%	1,10%	-2,50%	1,70%		3,80%	10,50%		
Datum objavljivanja / Published date	28.02.19	29.03.19	30.04.19	31.05.19	28.06.19	31.07.19	30.08.19	30.09.19	31.10.19	29.11.19		



SPOLJNOTRGOVINSKA ROBNA RAZMENA / External Trade / 2019

\* u eur mln

Mesec/Month	Jan	Feb	Mar	Apr	Maj	Jun	Jul	Aug	Sep	Okt	Nov	Dec
Ukupna spoljnotrg.razmena (Jan-...) / Total	2.840,40	6.015,80	9.626,40	12.958,60	16.675,50	20.077,90	23.801,00	26.891,80	30.323,80	34.095,90		
Promena / Yearly change	7,80%	9,80%	8,10%	8,30%	9,70%	8,00%	9,00%	7,90%	7,90%	7,50%		
Vrednost izvoza (Jan-...) / Export	1.186,90	2.539,90	4.092,80	5.510,50	7.087,40	8.584,20	10.131,20	11.488,50	12.986,20	14.607,70		
Promena / Yearly change	3,00%	7,10%	6,90%	7,30%	8,30%	6,70%	7,20%	6,90%	7,00%	7,30%		
Vrednost uvoza (Jan-...) / Import	1.653,50	3.475,90	5.533,60	7.448,10	9.588,10	11.493,70	13.669,80	15.403,30	17.337,60	19.488,20		
Promena / Yearly change	11,50%	11,70%	9,00%	9,00%	10,80%	9,10%	10,40%	8,70%	8,70%	7,80%		
Deficit (jan-...)	466,70	936,00	1.440,80	1.937,70	2.500,70	2.909,50	3.538,60	3.914,80	4.351,40	4.880,50		
Promena / Yearly change	40,90%	26,50%	15,60%	14,20%	18,80%	17,00%	20,60%	14,50%	14,10%	9,20%		
Pokrivenost uvoza izvozom (Export/Import ratio)	71,80%	73,10%	74,00%	74,00%	73,90%	74,70%	74,10%	74,60%	74,9%	74,9%		
Datum objavljivanja / Published date	12.03.19	29.03.19	30.04.19	31.05.19	28.06.19	31.07.19	30.08.19	30.09.19	31.10.19	29.11.19		



BUDŽETSKI BALANS / Budget balance

\* u rsd mln

Budžetski balans u 2018.	32.183,97
January 2019	23.620,61
February 2019	-1.429,81
March 2019	-6.363,12
April 2019	-10.322,94
May 2019	2.776,26
June 2019	13.189,82
July 2019	27.059,77
August 2019	-1.883,59
September 2019	3.248,29
October 2019	
November 2019	
December 2019	
Budžetski balans u 2019. / Total 2019	49.895,29
Planirani deficit u 2019. / Planned	-3.344,12
Ostvarenje plana / Realisation	
Datum ažuriranja / Published date	04.11.19

